

# 2020-2021

## HEAD START & EARLY HEAD START ANNUAL REPORT

05CH011948



**THE CENTERS**  
Health. Family. Work. **Hope.**





# Everyone deserves a future they can look forward to

*The Centers Head Start and Early Head Start programs are designed to provide all children with safe, nurturing, enjoyable and secure learning environments. The varied experiences provided by each program support the continuum of each child's intellectual, social, and emotional growth and development. All learning experiences are designed to be developmentally appropriate and culturally sensitive. We recognize parents as their children's primary educators, and provide opportunities for families to play an active role in supporting their children's learning both in the classroom and at home.*

**- Carole Beaty, MPOD**

Chief of Programs, Family & Work



# A brighter future starts today

A child's experiences during the first 2,000 days of their life—from birth to the start of kindergarten—have a lasting impact on later success. With seven five-star rated early learning centers in Northeast Ohio, plus a home-based program, we help families capitalize on this precious time. Our five-star rated early learning centers are accessible to all and help children from birth to age five reach their full potential during this crucial developmental period.



## **AFFORDABLE EARLY LEARNING FOR ALL**

Our team meets with each family individually to match them with the appropriate childcare programs and scholarships to ensure services are as affordable as possible.



## **NATIONALLY RECOGNIZED CURRICULUM**

Our play-based curriculum lets children learn while having fun. Our teaching staff is highly qualified and undergoes continual development and training.




## **FULL-DAY CARE & HOME-BASED PROGRAM**

Most sites are open from 7 am – 6 pm so we can provide full-day services, which include nutritious meals. We also offer a home-based program that provides in-home early learning and prenatal services to families who can't travel to our centers.



# Revenue and expenses

The Centers provided essential services to many of Cleveland's most vulnerable children through our Head Start, Early Head Start, and Early Head Start-Child Care Partnerships programs.



THE TOTAL AMOUNT OF PUBLIC AND PRIVATE FUNDS RECEIVED AND THE AMOUNT FROM EACH SOURCE.		
	<u>Revenue Actuals</u>	<u>1/1/20 - 12/31/20</u>
Head Start Grant		\$14,064,180
USDA		227,971
United Way		186,909
Publicly Funded Child Care		1,253,677
Fees from Clients		398,443
Match		0
<b>Total Revenue</b>		<b>\$16,131,180</b>

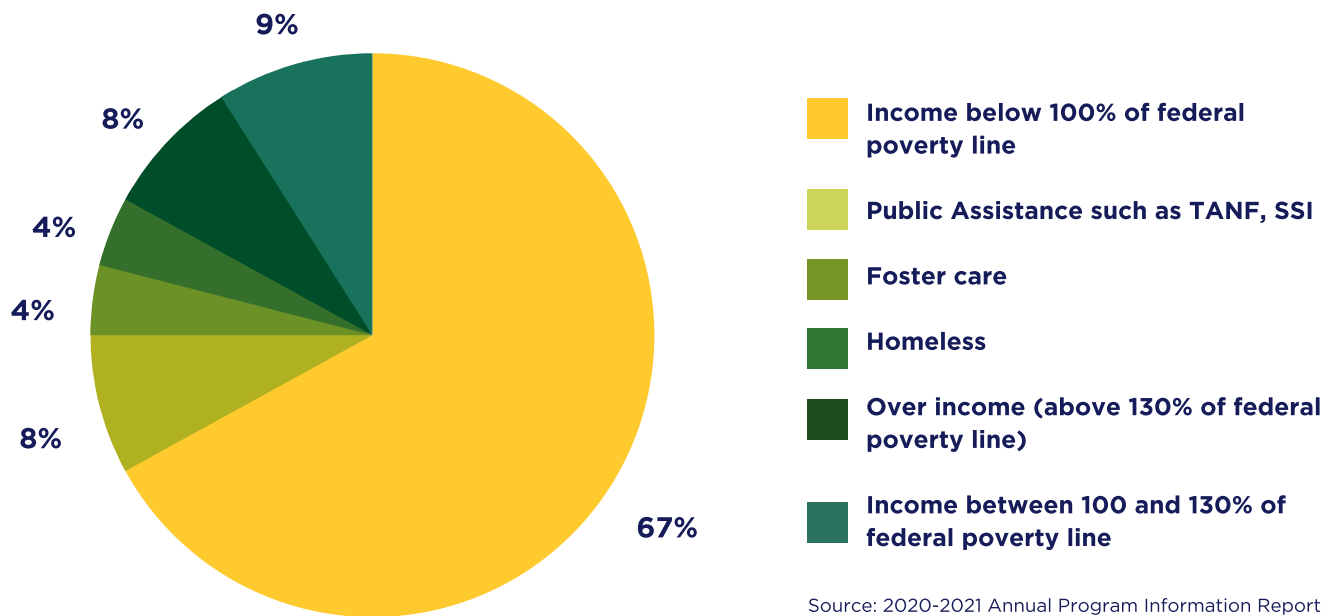
  

(B) AN EXPLANATION OF BUDGETARY EXPENDITURES AND PROPOSED BUDGET FOR THE FISCAL YEAR.		
<u>Category</u>	<u>1/1/20 - 12/31/20 Budget</u>	<u>1/1/20 - 12/31/20 Actual</u>
Personnel	\$5,078,090.00	\$4,459,443 .00
Fringe Benefits	1,351,814.00	1,003,567.00
Travel (out-of-town)	26,640.00	--
Equipment	--	--
Supplies	310,197.00	143,015.00
Contractual	4,837,923.00	4,044,483.00
Other	2,846,896.00	3,120,840.00
Match	--	--
<b>Total*</b>	<b>\$14,451,560.00</b>	<b>\$12,771,348.00</b>

## THE TOTAL NUMBER OF CHILDREN AND FAMILIES SERVED, THE AVERAGE MONTHLY ENROLLMENT (AS A PERCENTAGE OF FUNDED ENROLLMENT), AND THE PERCENTAGE OF ELIGIBLE CHILDREN SERVED.

During the 2020-2021 year, The Centers' was funded to serve 788 Head Start and 368 Early Head Start slots. However, due to the corona virus pandemic, number of children served was drastically reduced. The Centers' Head Start and Early Head Start, together with delegate agency, had a cumulative enrollment of 951 children from 863 families. The grantee's average monthly enrollment as a percentage of funded enrollment was 55.19% percent for both programs due to COVID-19 restrictions.

### Children served by type of eligibility in the grantee's HS and EHS program in 2020-2021

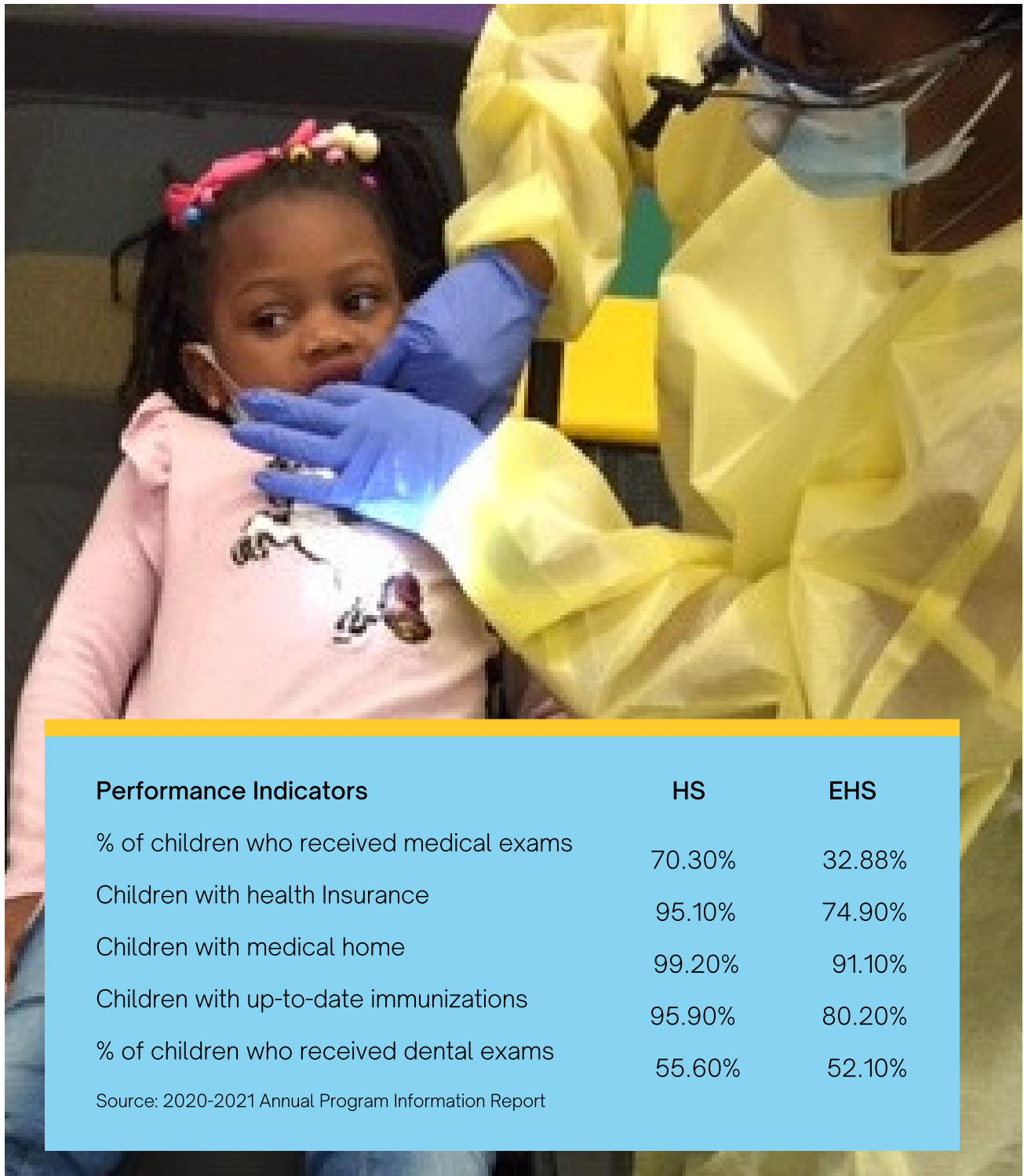


### The results of the most recent review by the Secretary and the financial audit.

Our last annual agency financial audit was completed in June 2021 for fiscal year January 1, 2020, to December 31, 2020 and the consolidated financial statements presented fairly in all material respects with no findings.

There was no federal monitoring event scheduled during the 2020-21 school year. Results of all previous monitoring events concluded that the grantee was in good standing.

# Percentage of children receiving medical and dental services



Performance Indicators	HS	EHS
% of children who received medical exams	70.30%	32.88%
Children with health Insurance	95.10%	74.90%
Children with medical home	99.20%	91.10%
Children with up-to-date immunizations	95.90%	80.20%
% of children who received dental exams	55.60%	52.10%

Source: 2020-2021 Annual Program Information Report



# Parent involvement activities

Family participation is encouraged throughout The Centers Head Start program with families and children alike benefitting from integrated efforts and our comprehensive approach. Some of the opportunities this past year included:



- School Readiness Activities – included kindergarten school visits, school choice fairs, attendance awareness information.
- Introduction of LENA Program (EHS)-provided opportunities for parents and teachers to collaborate in order to increase talk and language development.
- Male Advisory Council –Leadership opportunities to help plan opportunities to involve more male/fathers.
  - Dare to be a Dad-program wide logo creation.
  - Male Advisory speaking engagements at site-wide parent meeting and family engagement events.
- National Fathers Walk-site-wide
- 2 Gen/Whole Family Parent Focus Groups
- Attendance Awareness and Recognition-Let's Ride for Attendance (Bike give-a-way)
- Bountiful Bags (Site-wide)-Families were offered food resources that included a healthy pre-prepared heat & eat meal, perishable and non-perishable pantry staples from the Basic Needs Resource Center.
- Volunteer Opportunities – planning events, at home activities to support the curriculum, art activities.
- Leadership and Advocacy – Parent Committees, Policy Council, State Representative, National Representatives.
- Forums to solicit parent feedback, make meaningful contributions and advocate for their child. Parent Surveys, Self-Assessment, Parent Panels.
- Parent/Teacher Conferences, Mental Health and Wellness Presentations.
- Conferences and Trainings.
- Parent Meetings, Orientations, Welcome Back, Family Fun Days, Literacy/Read-alouds.
- Parents were provided training opportunities to support their role as the child's first teacher and lifelong educator, primary advocate, leader, and continuous learner (Parenting Skills, Conscious Discipline, Child Development, Nutrition, Child Abuse, Mental Health, Safety, and Financial Literacy workshops)

# Preparing children for kindergarten



The Grantee and its delegate agency assessed children's school readiness with three assessment tools, Child Observation Record (COR) Advantage, Teaching Strategies Gold (TSG) or Early Learning Assessment (ELA). The Centers for Families and Children used COR Advantage, Catholic Charities used TSG and Cleveland Metropolitan School District used ELA. Each assessment tool is aligned with the Ohio Early Learning and Development Standards and allow teachers to intentionally plan for children in their classrooms.


The Centers for Families and Children and Catholic Charities operated year-round programs and had four check points during 2020-2021 to collect, aggregate and analyze children's ongoing assessment data. The Cleveland Metropolitan School District (CMSD) operated over the course of nine months and had three check points. During the 2020-2021 school year, children's ongoing assessment data was collected in October, January, April and July. At the minimum, children's ongoing assessment data was aggregated and analyzed three times, during the year. Results of data analyses were shared with teachers and parents following each check point.

Each assessment tool had different rating scales that indicated performances of children. On the average, children showed progressive development from beginning to end of year. Grantee also provided opportunities for children in partial year programs to improve their readiness during summer months. Overall, children's average ongoing assessment ratings at end of school year showed progressive development among all age groups. Graphs from COR, ELA and tables from TSG below show average development of children by age group from beginning to end of year, by area or category assessed. In the Centers for Children and Families and Catholic Charities, children ages zero to five were served. In CMSD, only four-year old children were served, where ELA was used for assessment.

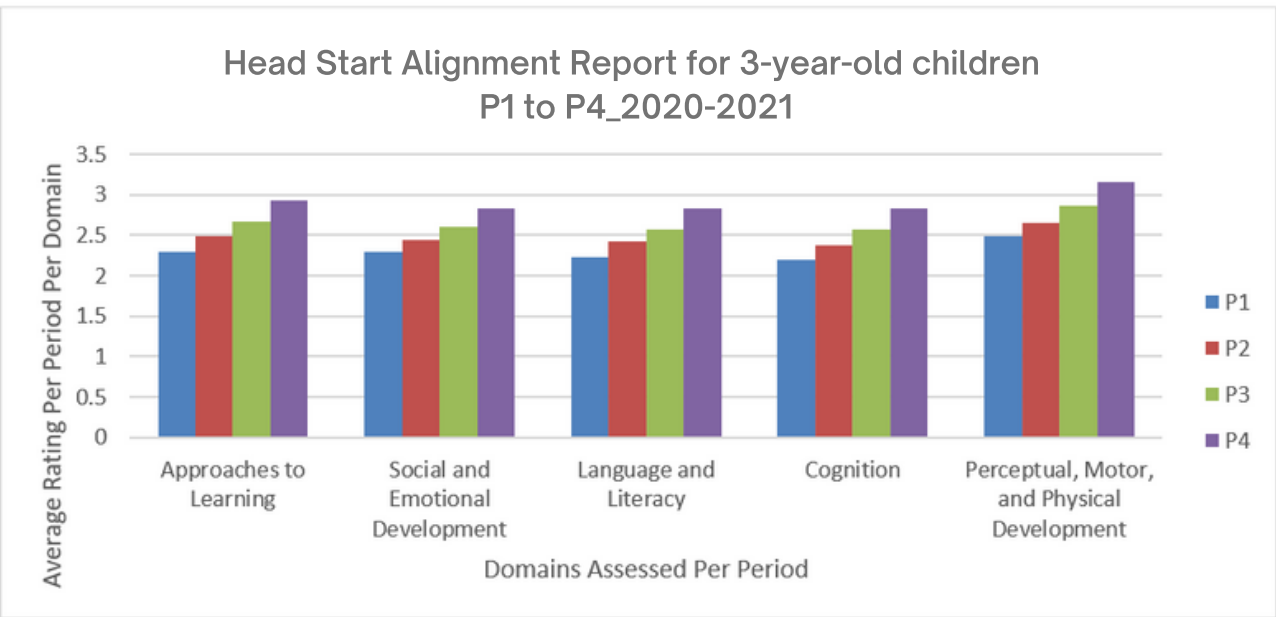


Below are graphical representations that summarized performances of children, by age group, in The Centers for Families and Children’s Early and Head Start programs.


**COR Advantage Graph (4- and 5-year-old children)**



**COR Advantage Graph (3-year-old children)**



## COR Advantage Graph (Infants and Toddlers)



Below are tabular representations that summarized performances of children, by age group in Catholic Charities' Early and Head Start programs.

**TSG Table (4-year-old children)**

	FALL 2020/2021		WINTER 2020/2021		SPRING 2020/2021		SUMMER 2020/2021	
4-yr old children	% Below (F)	% Meeting (F)	% Below (W)	% Meeting (W)	% Below (S)	% Meeting (S)	% Below (SU)	% Meeting (SU)
Social Emotional	75	25	75	25	100		25	75
Physical	100		87.5	12.5	75	25	75	25
Language	83.3	16.7	83.3	16.7	66.7	33.3	33.3	66.7
Cognitive	83.3	16.7	83.3	16.7	66.7	33.3	50	50
Literacy	85.7	28.6	71.4	28.6	57.1	42.9	57.1	42.9
Mathematics	85.7	14.3	85.7	14.3	71.4	28.6	71.4	28.6

**TSG Table (3-year-old children)**

	FALL 2020/2021			WINTER 2020/2021			SPRING 2020/2021			SUMMER 2020/2021		
3-yr old children	% Below (F)	% Meeting (F)	% Exceeding (F)	% Below (W)	% Meeting (W)	% Exceeding (W)	% Below (S)	% Meeting (S)	% Exceeding (S)	% Below (SU)	% Meeting (SU)	% Exceeding (SU)
Social Emotional	48.6	51.4		22.9	74.3	2.9	8.6	68.6	22.9	8.6	65.7	25.7
Physical	48.7	51.3		25.6	71.8	2.6	5.1	79.5	15.4	2.6	79.5	18.0
Language	59.5	40.5		37.8	62.2		21.6	70.3	8.1	13.5	59.5	27.0
Cognitive	57.6	42.4		30.3	63.6	6.1	21.2	57.6	21.2	12.1	60.6	27.3
Literacy	64.9	35.1		35.1	62.2	2.7	21.6	75.7	2.7	10.8	67.6	21.6
Mathematics	55.3	44.7		36.8	60.5	2.6	18.4	71.1	10.5	13.2	52.6	34.2

**TSG Table (2- to 3-year-old children)**

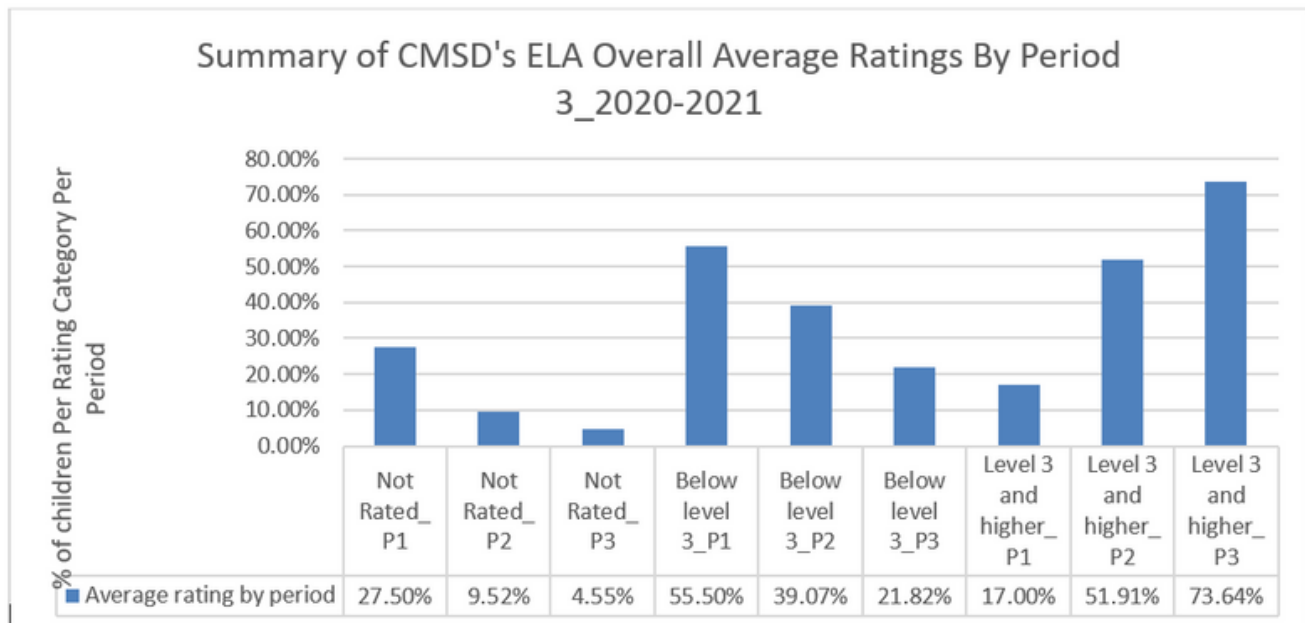
	FALL 2020/2021			WINTER 2020/2021			SPRING 2020/2021			SUMMER 2020/2021		
2- to 3-yr old children	% Below (F)	% Meeting (F)	% Exceeding (F)	% Below (W)	% Meeting (W)	% Exceeding (W)	% Below (S)	% Meeting (S)	% Exceeding (S)	% Below (SU)	% Meeting (SU)	% Exceeding (SU)
Social Emotional	50	50			100			100			75	25
Physical	50	50			100			100			100	
Language	50	50		25	75		25	75			100	
Cognitive	50	50			100			100			75	25
Literacy	50	50			100			75	25		50	50
Mathematics	25	75			100			100			75	25



**TSG Table (1- to 2-year-old children)**

	FALL 2020/2021			WINTER 2020/2021			SPRING 2020/2021			SUMMER 2020/2021		
1- to 2-yr old children	% Below (F)	% Meeting (F)	% Exceeding (F)	% Below (W)	% Meeting (W)	% Exceeding (W)	% Below (S)	% Meeting (S)	% Exceeding (S)	% Below (SU)	% Meeting (SU)	% Exceeding (SU)
Social Emotional		100			100			100				100
Physical	50	50			100			100			100	
Language	100				100			100				100
Cognitive		100			100			100			50	50
Literacy		100			100			100				100
Mathematics		100			100				100			100

Below is graphical representation that summarized performances of children, in the Cleveland Metropolitan School District's Head Start program.



# Locations

## **BINGHAM**

### **Early Learning Center**

2421 Central Avenue  
Cleveland, OH 44115

## **CLIFTON**

### **Early Learning Center**

13889 Clifton Blvd  
Lakewood, OH 44107

## **DEBRA ANN NOVEMBER**

### **Early Learning Center**

5225 Library Lane  
Maple Heights, OH 44137

## **GLENVILLE**

### **Early Learning Center**

10118 Hampden Avenue  
Cleveland, OH 44108

## **GORDON SQUARE**

### **Early Learning Center**

5209 Detroit Avenue  
Cleveland, OH 44102

## **McMILLAN**

### **Early Learning Center**

1941 S Taylor Road  
Cleveland Heights, OH 44118

## **WADE**

### **Early Learning Center**

9111 Yale Avenue  
Cleveland, OH 44108



*Scan the QR code  
and scroll to the  
bottom of the page  
to see virtual tours  
of each of our Early  
Learning Centers!*



**THE CENTERS**

Health. Family. Work. **Hope.**

## **HEADQUARTERS**

Nancy Lyon Porter Building  
4500 Euclid Avenue  
Cleveland, OH 44103  
(216) 432-7200